




District Health Assessment for Multiple District 300A through June 2025

District Name	Status/ Number of Months in Status *	Clubs							Membership							Member Strength		Cancellation		Reports			Finance	Leadership			
		Active Clubs	Clubs in Status Quo	Total Clubs	% Status Quo Clubs in Financial Suspension	New Clubs	Cancelled Clubs	YTD Net Club Gain/Loss	Current Members In Active Clubs	Current Members In Status Quo Clubs	Current Total Members Count	YTD Add	YTD Drop	YTD NetGrowth (includes Active and Status Quo)	YTD NetGrowth% (includes Active and Status Quo)	Member Count 12 Months Ago	Average Member Count Per Club	% of Clubs with less than 20 members	Average Cancelled Club Age	Members Lost Due to Cancelled Clubs	% of Clubs Reporting Service	% No MMR in 3 Months	% No Officer Report in 12 months	% of Clubs with balance 90+ days	Number of Zone Chairs Recorded	Number of Region Chairs Recorded	District Officers Vacancies **
300A 1		92	0	92	0%	6	0	6	2427	0	2427	715	638	77	3.28%	2,350	26	26%	0	0	34%	12%	0%	8%	6	3	
300A 2		112	0	112	0%	1	3	-2	3194	0	3194	864	971	-107	-3.24%	3,301	29	21%	29	65	1%	1%	0%	0%	26	13	
300A 3		62	0	62	0%	3	1	2	2800	0	2800	831	389	442	18.74%	2,358	45	16%	31	15	35%	0%	0%	0%	20	11	
300A 5		83	0	83	0%	1	1	0	2656	0	2656	508	419	89	3.47%	2,567	32	20%	10	7	25%	12%	1%	0%	19	6	
		349	0	349	0%	11	5	6	11077	0	11077	2918	2417	501	4.74%	10,576	32	21%	26	87	21%	6%	0%	2%	71	33	




District Health Assessment for Multiple District 300B through June 2025

		Clubs							Membership							Member Strength		Cancellation		Reports			Finance		Leadership		
District Name	Status/ Number of Months in Status *	Active Clubs	Clubs in Status Quo	Total Clubs	% Status Quo Clubs in Financial Suspension	New Clubs	Cancelled Clubs	YTD Net Club Gain/Loss	Current Members In Active Clubs	Current Members In Status Quo Clubs	Current Total Members Count	YTD Add	YTD Drop	YTD NetGrowth (includes Active and Status Quo)	YTD NetGrowth% (includes Active and Status Quo)	Member Count 12 Months Ago	Average Member Count Per Club	% of Clubs with less than 20 members	Average Cancelled Club Age	Members Lost Due to Cancelled Clubs	% of Clubs Reporting Service	% No MMR in 3 Months	% No Officer Report in 12 months	% of Clubs with balance 90+ days	Number of Zone Chairs Recorded	Number of Region Chairs Recorded	District Officers Vacancies **
300B 1		65	0	65	0%	0	1	-1	2382	0	2382	324	329	-5	-0.21%	2,387	37	12%	38	0	25%	31%	0%	2%	12	6	GLT,GMT,GST
300B 2		65	0	65	0%	2	1	1	2207	0	2207	448	466	-18	-0.81%	2,225	34	17%	11	20	14%	9%	11%	6%	0	0	GMT,GST
300B 3		84	0	84	0%	6	4	2	2600	0	2600	727	589	138	5.61%	2,462	31	25%	16	49	2%	13%	0%	0%	0	0	
300B 5		51	0	51	0%	2	2	0	1489	0	1489	427	380	47	3.26%	1,442	29	22%	10	30	0%	12%	0%	0%	10	6	GMT
300B 6		76	0	76	0%	2	1	1	2303	0	2303	624	487	137	6.33%	2,166	30	22%	33	0	32%	7%	0%	0%	0	0	GLT,GMT
		341	0	341	0%	12	9	3	10981	0	10981	2550	2251	299	2.80%	10,682	32	20%	18	99	15%	14%	2%	1%	22	12	




District Health Assessment for Multiple District 300C through June 2025

		Clubs							Membership							Member Strength		Cancellation		Reports			Finance	Leadership			
District Name	Status/ Number of Months in Status *	Active Clubs	Clubs in Status Quo	Total Clubs	% Status Quo Clubs in Financial Suspension	New Clubs	Cancelled Clubs	YTD Net Club Gain/Loss	Current Members In Active Clubs	Current Members In Status Quo Clubs	Current Total Members Count	YTD Add	YTD Drop	YTD NetGrowth (includes Active and Status Quo)	YTD NetGrowth% (includes Active and Status Quo)	Member Count 12 Months Ago	Average Member Count Per Club	% of Clubs with less than 20 members	Average Cancelled Club Age	Members Lost Due to Cancelled Clubs	% of Clubs Reporting Service	% No MMR in 3 Months	% No Officer Report in 12 months	% of Clubs with balance 90+ days	Number of Zone Chairs Recorded	Number of Region Chairs Recorded	District Officers Vacancies **
300C 1		46	0	46	0%	3	1	2	1746	0	1746	349	588	-239	-12.04%	1,985	38	15%	6	26	0%	4%	0%	0%	20	10	
300C 2		90	0	90	0%	2	0	2	3925	0	3925	872	758	114	2.99%	3,811	44	6%	0	0	0%	4%	0%	0%	46	20	
300C 3		71	0	71	0%	37	1	36	2784	0	2784	2986	1582	1404	101.74%	1,380	39	6%	29	0	0%	56%	13%	8%	0	0	GLT,GMT,GST
		207	0	207	0%	42	2	40	8455	0	8455	4207	2928	1279	17.82%	7,176	41	8%	18	26	0%	22%	4%	3%	66	30	




District Health Assessment for Multiple District 300D through June 2025

		Clubs							Membership							Member Strength		Cancellation		Reports			Finance		Leadership		
District Name	Status/ Number of Months in Status *	Active Clubs	Clubs in Status Quo	Total Clubs	% Status Quo Clubs in Financial Suspension	New Clubs	Cancelled Clubs	YTD Net Club Gain/ Loss	Current Members In Active Clubs	Current Members In Status Quo Clubs	Current Total Members Count	YTD Add	YTD Drop	YTD NetGrowth (includes Active and Status Quo)	YTD NetGrowth% (includes Active and Status Quo)	Member Count 12 Months Ago	Average Member Count Per Club	% of Clubs with less than 20 members	Average Cancelled Club Age	Members Lost Due to Cancelled Clubs	% of Clubs Reporting Service	% No MMR in 3 Months	% No Officer Report in 12 months	% of Clubs with balance 90+ days	Number of Zone Chairs Recorded	Number of Region Chairs Recorded	District Officers Vacancies **
300D 1		47	0	47	0%	3	0	3	1521	0	1521	421	248	173	12.83%	1,348	32	21%	0	0	94%	21%	9%	0%	28	28	
300D 2		43	0	43	0%	4	0	4	1582	0	1582	508	278	230	17.01%	1,352	37	19%	0	0	35%	16%	0%	2%	15	6	2nd VDG
		90	0	90	0%	7	0	7	3103	0	3103	929	526	403	14.93%	2,700	34	20%	0	0	66%	19%	4%	1%	43	34	



District Health Assessment for Multiple District 300E through June 2025

		Clubs							Membership							Member Strength		Cancellation		Reports			Finance		Leadership		
District Name	Status/ Number of Months in Status *	Active Clubs	Clubs in Status Quo	Total Clubs	% Status Quo Clubs in Financial Suspension	New Clubs	Cancelled Clubs	YTD Net Club Gain/Loss	Current Members In Active Clubs	Current Members In Status Quo Clubs	Current Total Members Count	YTD Add	YTD Drop	YTD NetGrowth (includes Active and Status Quo)	YTD NetGrowth% (includes Active and Status Quo)	Member Count 12 Months Ago	Average Member Count Per Club	% of Clubs with less than 20 members	Average Cancelled Club Age	Members Lost Due to Cancelled Clubs	% of Clubs Reporting Service	% No MMR in 3 Months	% No Officer Report in 12 months	% of Clubs with balance 90+ days	Number of Zone Chairs Recorded	Number of Region Chairs Recorded	District Officers Vacancies **
300E 1		95	0	95	0%	1	1	0	3138	0	3138	603	650	-47	-1.48%	3,185	33	15%	2	23	52%	1%	1%	0%	21	10	
300E 2		56	0	56	0%	1	5	-4	1572	0	1572	324	403	-79	-4.78%	1,651	28	13%	18	15	2%	2%	0%	0%	16	7	
300E 3		65	0	65	0%	1	1	0	1891	0	1891	379	357	22	1.18%	1,869	29	18%	14	0	78%	0%	0%	2%	20	10	GMT
300E 5		54	0	54	0%	1	0	1	1485	0	1485	355	334	21	1.43%	1,466	28	33%	0	0	17%	7%	0%	0%	16	9	GMT
		270	0	270	0%	4	7	-3	8086	0	8086	1661	1744	-83	-1.02%	8,171	30	19%	15	38	41%	2%	0%	0%	73	36	

* - District Status: P - Provisional, T - Transitional.
** - District Officers Vacancies: DG - District Governor, 1st VDG - First Vice District Governor, 2nd VDG - Second Vice District Governor.